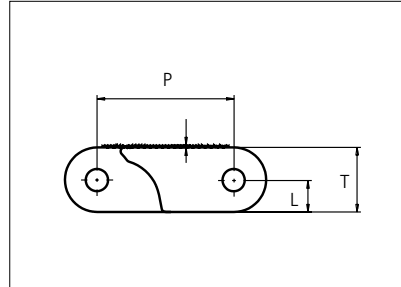


## Plastic Modular Belt

Series **uni XLB** Type **M2 Rough**



Straight running belt  
 Nominal pitch: 63.5 mm (2.50 in)  
 Surface type: Rough Top  
 Surface opening: Closed  
 Backflex radius: 100.0 mm (3.90 in)  
 Pin diameter: ø10 mm (0.39 in)

<b>Belt material &amp; color</b>	POM-NLAS <b>K</b>				
<b>Pin and lock material &amp; color</b>	PA6.6 <b>N</b> PP <b>D</b>				
	<b>mm</b>	<b>in</b>		<b>mm</b>	<b>in</b>
<b>P (Nominal)</b>	63.5	2.50	<b>T</b>	30.0	1.18
<b>L</b>	15.0	0.59	-	-	-

Non standard material and color: See uni Material and Color Overview.

Alternative pin and lock materials: Pin: SS304

Belt width		Permissible tensile force (Belt/pin material)				Belt weight (Belt/pin material)				*Min. No. drive sprocket per shaft	Number of wear strips (Min. No.)	
		POM-NLAS/PA6.6		POM-NLAS/SS		POM-NLAS/PA6.6		POM-NLAS/SS			**Carry (pcs)	**Return (pcs)
mm	in	N	lbf	N	lbf	kg/m	lb/ft	kg/m	lb/ft			
101	4.0	9045	2033	10050	2259	3.1	2.09	4.1	2.76	2	2	2
201	7.9	18054	4059	20060	4510	6.2	4.18	8.2	5.50	2	2	2
301	11.8	27063	6084	30070	6760	9.3	6.26	12.3	8.25	3	3	2
401	15.8	36072	8109	40080	9010	12.4	8.35	16.4	10.99	3	3	2
501	19.7	45082	10134	50091	11260	15.5	10.44	20.4	13.73	4	4	2
601	23.7	54091	12160	60101	13511	18.6	12.52	24.5	16.48	5	5	3
701	27.6	63100	14185	70111	15761	21.7	14.61	28.6	19.22	5	5	3
801	31.5	72109	16210	80121	18011	24.8	16.69	32.7	21.97	6	6	3
901	35.5	81118	18235	90131	20261	27.9	18.78	36.8	24.71	7	7	4
1001	39.4	90127	20261	100141	22512	31.0	20.86	40.9	27.46	7	7	4
1102	43.4	99136	22286	110151	24762	34.1	22.95	44.9	30.20	8	8	4
1202	47.3	108145	24311	120162	27012	37.3	25.03	49.0	32.95	9	9	5
1302	51.2	117155	26336	130172	29263	40.4	27.12	53.1	35.69	9	9	5

Additional standard belt widths are available in steps of 100.1 mm (3.94 in.) Additional non-standard belt widths are available in steps of 33.4 mm (1.31 in.)

1902	74.9	171180	38481	190200	42757	59.0	39.63	77.6	52.15	13	13	7
------	------	--------	-------	--------	-------	------	-------	------	-------	----	----	---

Additional standard belt widths are available in steps of 100.1 mm (3.94 in.) Additional non-standard belt widths are available in steps of 33.4 mm (1.31 in.)

2903	114.3	261270	58733	290300	65259	90.0	60.48	118.4	79.60	20	20	10
------	-------	--------	-------	--------	-------	------	-------	-------	-------	----	----	----

General belt tolerance is +0/-0.4% at 23°C/73°F and 50% RH. For exact belt width contact Customer Service. Non standard belt width on request.

\*Max. Load per Drive Sprocket. Belt material: POM-NLAS 12000 N (2698 lbf).

\*\*Max. Spacing between wear strips, Carry: 152 mm (6 in); Return: 304 mm (12 in).

= Single Link

Any questions? Please contact us.

**Morskate Aandrijvingen BV**  
 Oosterveldsingel 47A  
 7558 PJ Hengelo (Ov)  
 The Netherlands

NL  
 T +31 (0)74 - 760 11 11  
 info@morskateaandrijvingen.nl  
 www.morskateaandrijvingen.nl

DE  
 T +49 692 - 222 34 95  
 info@morskateantriebstechnik.de  
 www.morskateantriebstechnik.de

EN  
 T +31 (0)74 - 760 11 11  
 info@morskatedrivetechnology.com  
 www.morskatedrivetechnology.com

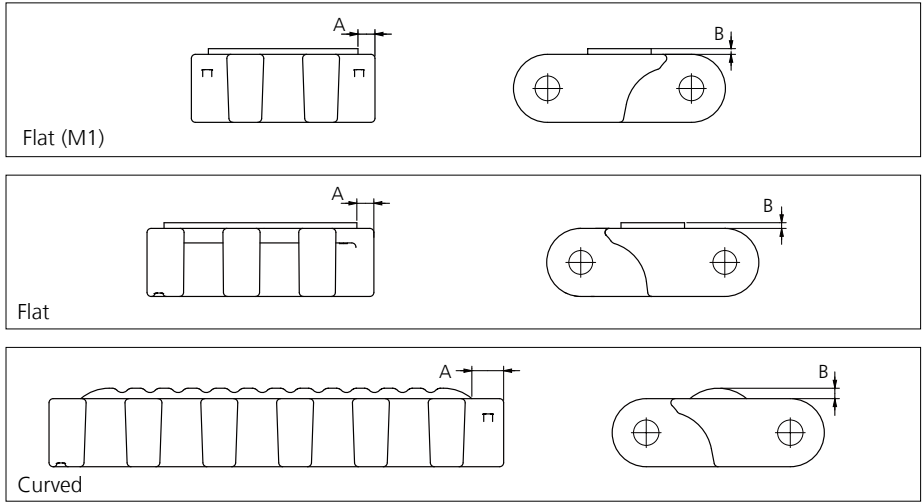
STANDARD

STRAIGHT RUNNING

PITCH 63.5 MM/2.50 IN

## Accessories

### Rubber Top



Type	Belt Material & color	Rubber Material & color	A		B		Link size	Width	
			mm	in	mm	in		mm	in
Flat	POM-NL <b>K</b>	03 <b>K</b>	7.5	0.3	2.5	0.10	K318	81.1	3.19
			7.5	0.3	2.5	0.10	K400	100.1	3.94
Curved			14.0	0.58	4.6	0.18	K800	200.2	7.88

Other Non Standard Rubber profiles: See uni Rubber Profile Overview.

## Accessories

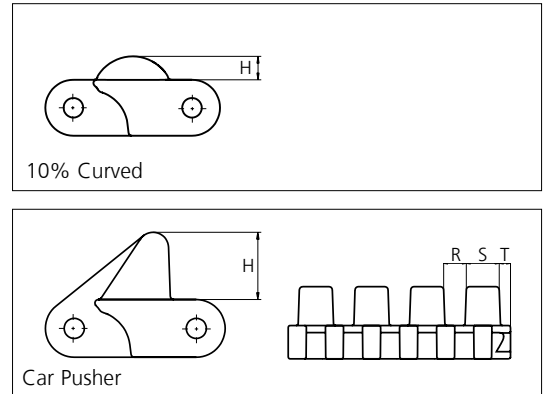
### Flight



10% Curved



Car Pusher



Type	Material & color	H		Link size	Width		R		S		T	
		mm	in		mm	in	mm	in	mm	in	mm	in
10% Curved	POM-D UV <b>Y</b>	12.5	0.49	K400	101.6	4.00	-	-	-	-	-	-
				K800	199.6	7.86	-	-	-	-	-	-
Car Pusher	POM-DK <b>O</b>	35.0	1.38	K800	199.6	7.86	18.1	0.71	32.0	1.26	9.0	0.35

Non Standard material and color: See uni Material and Color Overview.

Any questions? Please contact us.

#### Morskate Aandrijvingen BV

Oosterveldsingel 47A  
7558 PJ Hengelo (Ov)  
The Netherlands

#### NL

T +31 (0)74 - 760 11 11  
info@morskateaandrijvingen.nl  
www.morskateaandrijvingen.nl

#### DE

T +49 692 - 222 34 95  
info@morskateantriebstechnik.de  
www.morskateantriebstechnik.de

#### EN

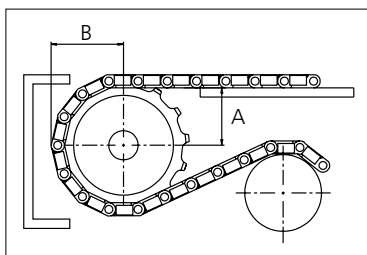
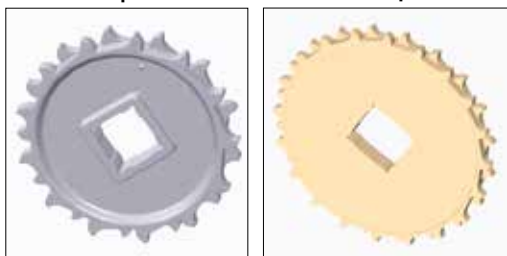
T +31 (0)74 - 760 11 11  
info@morskatedrivetechnology.com  
www.morskatedrivetechnology.com

## Sprocket

No of teeth	Pilot Bore	Bore size										Overall diameter		Pitch-diameter		Hub-diameter		A-dimension		B-dimension		Single row/Two way	Double row/Two way	Molded PA6 LG	Machined PA6 N		
		in	0.75	0.78	0.98	1.00	1.18	1.25	1.50	1.57	2.36															2.5	3.54
		mm	19.1	20.0	25.0	25.4	30.0	31.8	38.1	40.0	60.0	63.5	90.0	mm	in	mm	in	mm	in	mm	in						
Z10	x								■	■	■	■	■	204.3	8.04	205.5	8.09	100.0	3.94	82.7	3.26	117.8	4.64		x	x	
Z13	x								■	■	■	■	■	264.4	10.41	265.4	10.45	150.0	5.91	113.8	4.48	147.7	5.81		x	x	
Z15	x								■	■	■	■	■	306.0	12.05	305.4	12.02	150.0	5.91	134.4	5.29	167.7	6.60		x	x	
Z20	x								■	■	■	■	■	408.0	16.06	406.0	15.98	360.0	14.07	185.5	7.30	218	8.58		x		x

■ Molded sprocket

■ Machined sprocket



Other sprocket sizes are available upon request.  
 Two-part sprocket are available upon request.  
 Round bores are always delivered with keyway.  
 Other bore sizes are available upon request.  
 uni Retainer Rings: See uni Retainer Ring data sheet  
 Width of tooth = 16.0 mm (0.63 in)  
 Width of sprocket = 33.0 mm (1.30 in)

Max load per sprocket shown does not take bore size into account.  
 Please also ensure that sufficient size shaft is chosen for corresponding load.

For correct sprocket position: See uni Assembly Instructions for uni XLB.  
 For more detailed sprocket information, contact Customer Service.

Non standard material and color: See uni Material and Color Overview.

Any questions? Please contact us.

**Morskate Aandrijvingen BV**  
 Oosterveldsingel 47A  
 7558 PJ Hengelo (Ov)  
 The Netherlands

NL  
 T +31 (0)74 - 760 11 11  
 info@morskateaandrijvingen.nl  
 www.morskateaandrijvingen.nl

DE  
 T +49 692 - 222 34 95  
 info@morskateantriebstechnik.de  
 www.morskateantriebstechnik.de

EN  
 T +31 (0)74 - 760 11 11  
 info@morskatedrivetechnology.com  
 www.morskatedrivetechnology.com